



Canterbury Consulting

canterburyconsulting.com

Quarterly Asset Class Report

Real Assets

Canterbury Consulting ("CCI") is an SEC registered Investment Adviser. Information pertaining to CCI's advisory operations, services, and fees is set forth in CCI's current Form ADV Part 2 (Brochure), a copy of which is available upon request and at www.adviserinfo.sec.gov. Information provided through CCI's Quarterly Outlook related to market or asset class performance figures is believed to be derived from reliable sources. However, CCI assumes no responsibility for their content or the manner in which the viewer utilizes such information. The performance information presented in certain charts or tables is for informational purpose only and represents historical performance based on available market data results for the quarterly period shown above and does not reflect any performance related to trading in actual accounts. Any recommendations or statement made in the Quarterly Outlook is not to be construed as specific investment advice. The viewer should be aware of the inherent limitations of data derived from the retroactive application of historical data developed with the benefit of hindsight and that actual results may differ. Actual performance with client accounts would be materially less than the stated performance results for the same period when including the deduction of advisory fees, brokerage or other commissions, and any other expenses that a client would have paid.

June 30, 2015

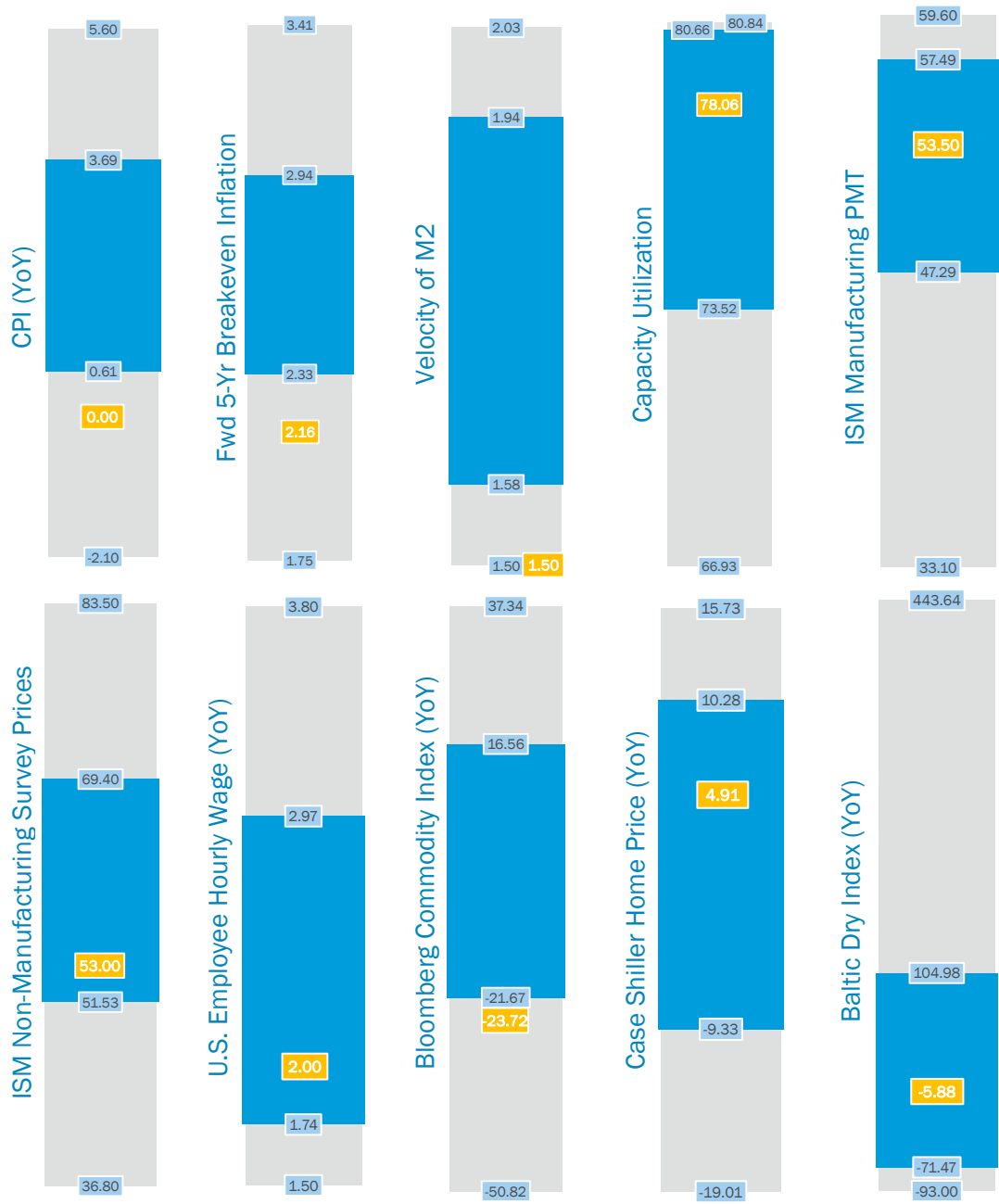
Canterbury Consulting recommends and communicates asset-class strategy with the objective of constructing a diversified portfolio of real asset strategies designed to (in aggregate):

- (i) Preserve purchasing power
- (ii) Generate uncorrelated returns to other asset classes
- (iii) Provide high risk-adjusted returns within the constraints of (i) and (ii)

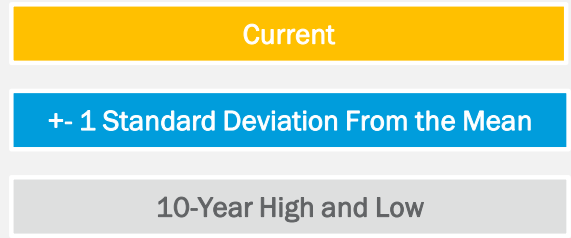
Role	Asset Categories	Risks
Growth	Public and Private Equity	Market Decline
Capital Preservation	Fixed Income, Hedge Funds	Rising Interest Rates, Highly Correlated Markets
Inflation Protection	Real Assets: Real Estate, Commodities	Deflation

- Real assets are appropriate for investors with long time horizons (10+ years) and inflation linked liabilities
- Canterbury’s real asset portfolios are expected to deliver net of fees returns in excess of the diversified benchmark over full market cycles. The benchmark is equally weighted to TIPS, commodities, and commodity stocks:
 - 33% Barclays U.S. TIPS 1-5 Yr/ 33% Bloomberg Commodity / 17% S&P North American Natural Resources / 17% Alerian MLP

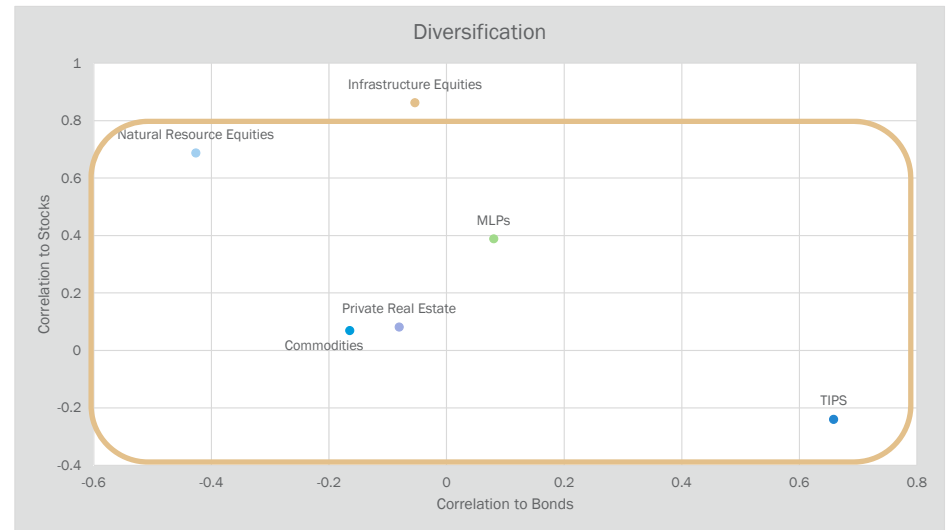
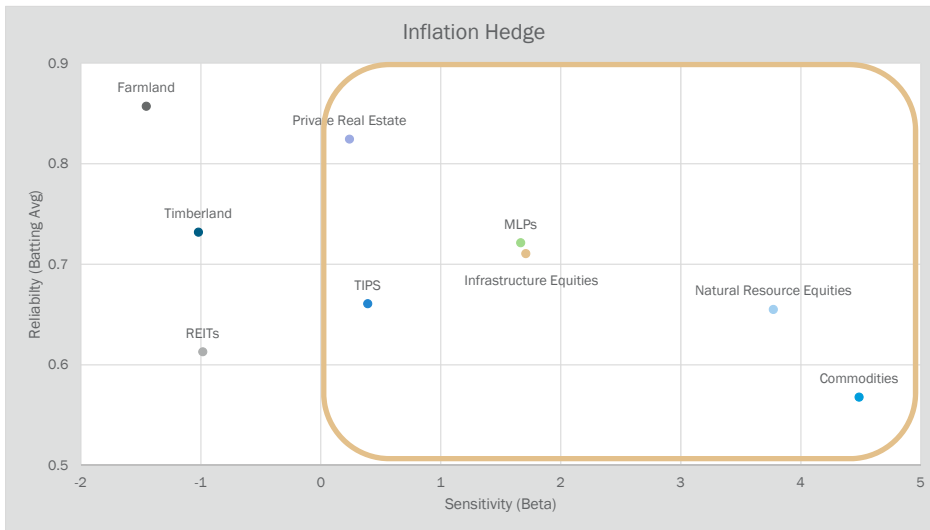
Asset Class Indicators



Real Assets



- Canterbury monitors several inflation and real asset indicators to help detect imbalances that are expected to cause price pressures
- These indicators were mixed in the second quarter with modest improvement across several
- However, the decline in the Velocity of M2 and the lack of improvement in U.S. Employee Hourly Wage resulted in us maintaining our view of muted inflationary concerns in the near-term. We are also recommending investors maintain allocations to real assets that are near the low end of their range
- Commodities had a strong quarter with oil leading the rebound, while other inflationary/real assets (TIPS, natural resource equities, and MLPs) posted negative returns



Farmland, Timberland, and REITs are screened from inclusion in Real Asset portfolios because they don't exhibit a sensitivity to inflation of greater than zero

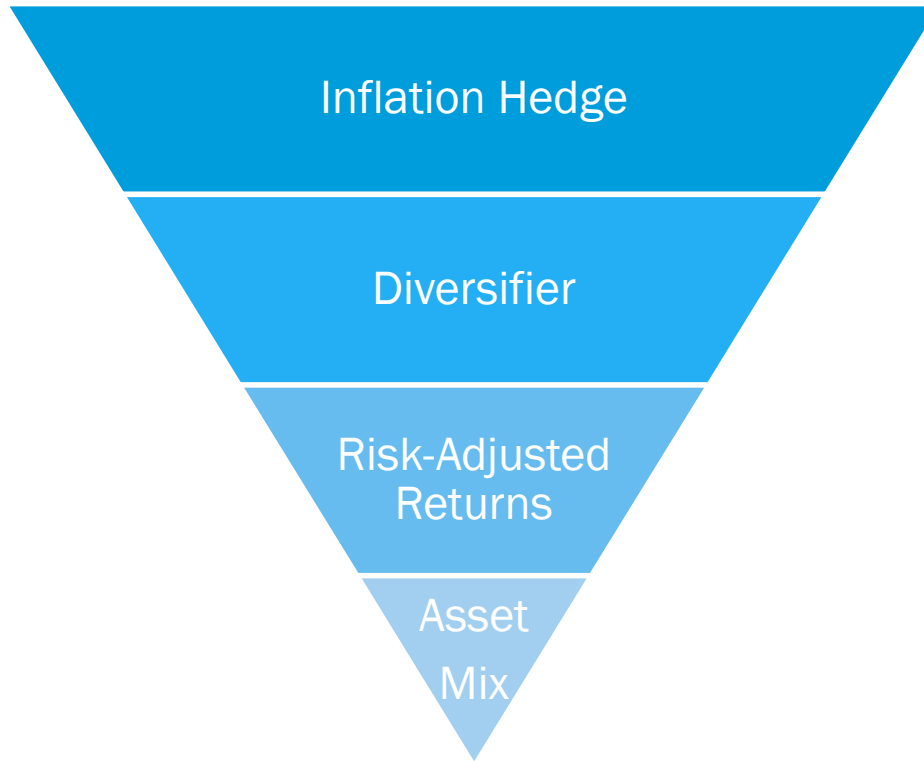
Infrastructure Equities are screened from Real Asset portfolios because they have a correlation of greater than 0.8 to equities



Risk-adjusted returns of the remaining asset classes are used to help optimize Real Asset portfolios

Based on 10-yr rolling data since inception: REITs (1972), Commodities (1991), NR Equities (1996), MLPs (1996), Infra. Equities (2002), Private RE (1978), Farmland (1992), Timber (1987), & TIPS (1997)

Screening Process



Asset Mixes

Mixes	Sensitivity	Reliability	Correlation to Stocks	Correlation to Bonds	Sharpe Ratio
Previous Mix	1.61	0.57	0.57	0.12	0.46
Liquid Direct	1.55	0.61	0.50	0.18	0.51
Diversified Direct	1.18	0.63	0.47	0.15	0.83
Morningstar U.S. Real Asset Index	0.74	0.68	0.43	0.30	0.99
CPI	1.00	N/A	N/A	N/A	-0.11

Based on monthly data from 3/1/1997 to 9/30/2014. The composition for each mix is shown on the following page.

- Canterbury utilizes a screening process to narrow down the asset classes for inclusion in real asset portfolios based on pre-specified roles:

Inflation Hedge:

High Reliability (>50%) and Sensitivity (>0) to Inflation

Diversifier:

Low Correlation (<0.8) to Stocks and Bonds

Risk-Adjusted Returns:

Sharpe Ratio is considered when optimizing the allocations to remaining asset classes

- These roles are used to help build portfolios of real assets that exhibit a high degree of sensitivity (>1) and reliability (>60%) to inflation, low correlation to stocks & bonds (<0.6), and generate competitive risk-adjusted returns (>0.5)

Recommended Mixes & Allocations

Previous Recommendation

Previous Mix	Managers	Exposures
Commodities	40.0%	29.0%
TIPS		29.0%
Natural Resource Equities	60.0%	42.0%

New Recommendations

Liquid Direct	Managers	Exposures
Commodities	50.0%	33.0%
TIPS		33.0%
MLPs	25.0%	17.0%
Natural Resource Equities	25.0%	17.0%

Portfolio Ranges	5-10%
------------------	-------

Diversified Direct*	Managers	Exposures
Commodities	33.0%	25.0%
TIPS		25.0%
MLPs	17.0%	12.5%
Natural Resource Equities	17.0%	12.5%
Private Real Estate*	33.0%	25.0%

Portfolio Ranges	5-15%
------------------	-------

Multi-Asset	Managers	Exposures
Dynamic Multi-Asset Mix	100.0%	100.0%

Portfolio Ranges	5-10%
------------------	-------

*Private Real Asset allocations will vary by client appetite and output from private capital pacing models

Real Assets

- Utilizing the framework laid out in this document, we can develop a diversified mix of exposures to the real asset universe
- Investors with smaller real asset portfolios, or those who are unable or unwilling to take on illiquidity, can still gain diversified access to real assets by investing in a dynamic multi-asset manager mix
- A portfolio's allocation to real assets will fall within a range and be determined by expectations for inflation and underlying assets